



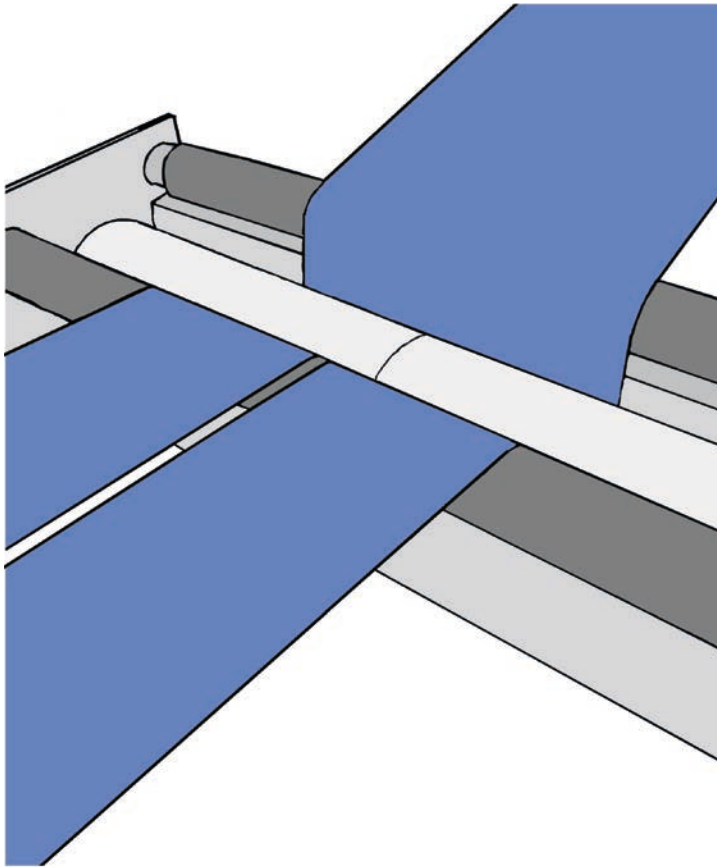


Seal-Cut

Machine Direction Sealing




*When You Need Solutions
...Not Just Answers®*

Redefining Machine Direction Sealing

The Seal-Cut is designed for applications where seal strength, appearance and reliability standards were not previously obtainable with traditional hot knife slit sealing. The innovative approach of this unit reverses the traditional slit seal process by first sealing, and then cutting. Seal temperatures are drastically reduced with this design, which results in a clean seal with minimal gauge gain for perfect roll geometry. By avoiding high temperatures which damage the polymer structure, the result is a stronger seal that you can trust - meaning no more returns from customers due to failed seals. With flexible sizes and mounting solutions, the Seal-Cut integrates well in-line with blown films lines, printing presses, bag machines and rewinders.

Performance & Benefits

- Superior seal strength
- Line speeds up to 1000 ft/min (300 m/min)
- Film thickness up to 6mil (155um)
- Simple & reliable design
- Little to no static build-up on film
- Ideal for converting master rolls to smaller rolls
- Reduce production, maintenance and equipment costs
- Compatible to seal a wide variety of blends and polymer types



Features

- Layflats widths from 24-136"(610-3450mm)
- 5 product specific sealing blades
- Low maintenance
- Safe operations (will not ignite film)
- Instant heat-up
- Option to seal without cutting
- Remote monitoring of parameters
- Metric or Imperial display options
- Configurable for 1-4 seal zones of predetermined, fixed widths

Advantages Over Hot Knife

- Parameter trending for quality control
- Less seal gauge gain
- Safer operation
- Better seal tensile strength
- Longer blade life
- Better seal appearance
- Better reliability

2.2 mil (56 um)
Tensile: 470kpsi
(3240 Mpa)

DRJ Seal-Cut

2.2 mil (56 um)
Tensile: 391 kpsi
(2695 Mpa)

Hot knife

Film Path through the Unit

The diagram to the right shows how the film travels through the unit. The film passes under the non driven sealing drum which contains the stationary element holder. The element itself has three separate zones: preheat, seal, and a cut zone. With three separate zones, the sealing process is controlled to a much finer extent and provides a gradual and thorough sealing process for the strongest bond.

Better Technology

Departing from the high temperatures associated with hot knife slitters, the Seal-Cut operates at lower temperatures (approximately half) to avoid embrittling and damaging the polymer structure. Lower temperatures are achieved by a longer blade dwell time with nearly 11" (280mm) of contact. The result is a seal that flexes and stretches with the film. A secondary benefit is that the gauge gain is reduced, resulting in a seal that is often similar in appearance to the folded edge.

Rolling support drums eliminate static build-up and tension differences that would otherwise lead to uneven sealing.

Touch screen controls offer easy operation, and trending features allow managers to validate SOP over a 12 hour period with remote logging as an option.

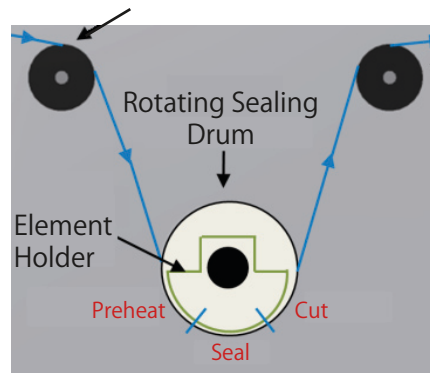
Set-up a Trial

All units are custom built to customer requirements in our Arlington, TX facility. Each machine is fully tested in house before shipment.

At the same facility, a lab based test unit is available to run seal trials with customer film sent in prior to purchase to validate seal quality and parameter settings. This way, real world seal samples can be observed and tested prior to investment.

Please contact a D.R. Joseph representative to learn more about how to set up a trial test for a prospective application.

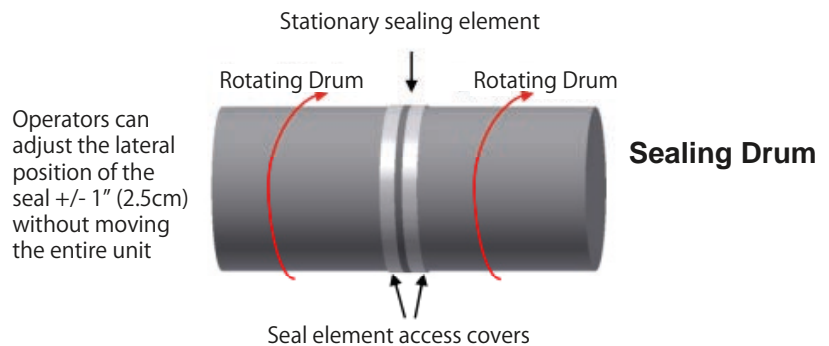
Bow roller eliminates wrinkles



Exit bow roller prevents seals from fusing together

Side View

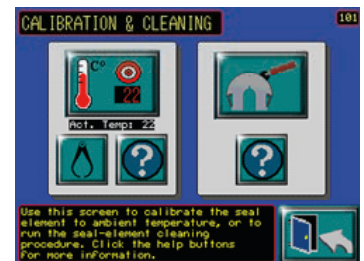
The seal element holder is adjusted by the operator to provide proper dwell of each zone, to fine tune the seal. The seal element holder does not rotate with the drum



Operators can adjust the lateral position of the seal +/- 1" (2.5cm) without moving the entire unit



Intuitive touch screen control for easy adjustment



Simple calibration and cleaning procedures





Our motto really says why we are in business. To provide our customers with solutions... not just answers. It sounds simple, but it requires a certain diligence to see a customer's problem all the way from onset to solution. Our employees and our service people have that diligence. Our company has been developing solutions for the blown film industry since 1987 and we feel our success is measured in our customer's success.

"...though it costs all you have, get understanding." That is the driving principle that pushes us to find the solutions. We continue to work on a problem until we understand it. Once the problem is understood, corrective action is possible.

Our company maintains standard working hours of 8:30 am to 5:00 pm, yet we cover the entire globe of time zones with remote office sites, remote access software tools, email, and cell phones. We use a network of technicians in the United States, United Kingdom, Belgium, Germany, India, and Indonesia to provide technical support for our customers. We have developed an assortment of training materials and self-diagnosis tools for those more experienced with process control systems. We work to make sure every DR Joseph product will integrate with our existing equipment. Every upgrade has to be an easy retrofit.

Our offices are located centrally in one of the largest metropolitan areas in the United States, Dallas/Fort Worth. With the DFW airport nearby, we have the optional ability to ship systems and spare parts as late as 9:00 pm CST and still have the parts arrive the next day. From the airport, our offices are only 25 minutes away, so customers have a short drive to our area. Hotels, restaurants, professional sports teams, and golf courses make this area a very enjoyable visit.

Our training facility allows us to demonstrate equipment setup, how it is supposed to work, and how to service and repair it. We also provide training on the blown film process to ensure that technicians understand the environment in which they will be working.

For more information on any of the products or services offered by D. R. Joseph, please contact us at:

D. R. Joseph, Inc.
921 W. Harris Rd.
Arlington, TX 76001 USA

In North America: 800-767-4470
Ph: +1-817-987-2030
Fx: +1-817-987-2043

Email: sales@drjosephinc.com
Web site: www.drj1.com